

# GRAPE VINE COASTERS

By Mayumi Sato

**SIZE :** Small coaster, 5 1/2" high; large coaster, 8 3/4" in diameter.

**MATERIALS :** For 2 small coasters and 1 large coaster :

crochet cotton No. 5, ca. 88 yds each in lt green and dk green; ca. 95 yds each in violet, burgundy and blue; ca. 63 yds in old gold. Filler cord or thread : 3 strands 31 1/2" long each and 6 strands 25 1/2" long each (for making edges more solid). Steel crochet US size 7 or SIZE FOR GAUGE.

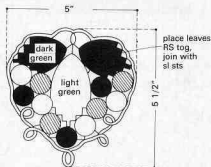
**GAUGE :** One grape measures 3/4" in diameter.

**TO MAKE SMALL COASTER "A" GRAPES** (make 4 burgundy "A", 4 violet "B" and 3 blue "C") : Form lp with end of thread. **Rnd 1 :** Ch 1, in lp work 12 sc; do not close, cont in spiral throughout. **Rnd 2 :** (2 sc in next sc, 1 sc in next sc) 6 times. **Rnd 3 :** (2 sc in next sc, 1 sc in each of next 2 sc) 6 times; close with sl st in first sc. Fasten off. As of 2nd

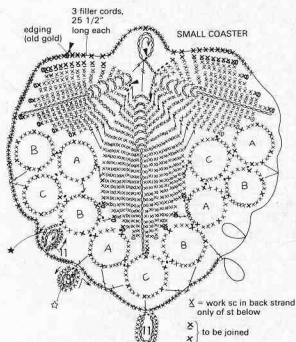
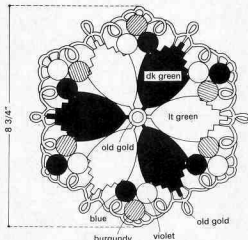
grape, join each grape to adjacent grape as follows : complete sc shown in boldface on diagram, remove hook from lp, insert hook in corresp st of adjacent grape and pull dropped lp through. Join all grapes in this way, following color pattern.

SMALL COASTER A

(for small coaster B, reverse colors as per photo)



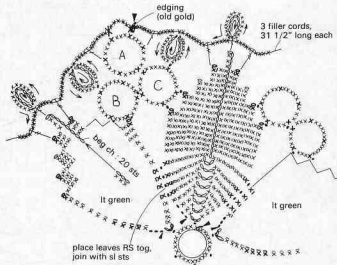
LARGE COASTER



★ drop 3 filler cords, ch 11, sl st in last sc, fold ring to inside, in ring work 10 sc, sl st in boldface sc of Grape B, cont with 10 sc in ring, sl st in first sc worked into ring, pick up filler cords, cont with sc over filler cords as shown

☆ drop 3 filler cords, ch 9, turn, work sl st in top of last dc, turn, work 15 sc in ch-9 ring, sl st in top of dc, pick up filler cords, cont with sc over filler cords as shown

LARGE COASTER



place leaves RS top, join with sl sts